

Elsevier Research Intelligence

Информационно-аналитическая система SciVal

Галина П. Якшонок, консультант по аналитическим решениям Elsevier

г. Самара
18.01.2018

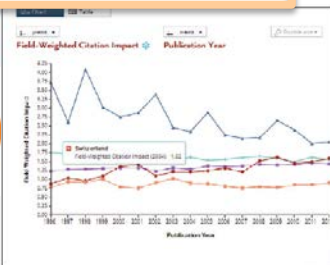
g.yakshonak@elsevier.com
www.elsevierscience.ru

SciVal – аналитический инструмент на основе данных Scopus

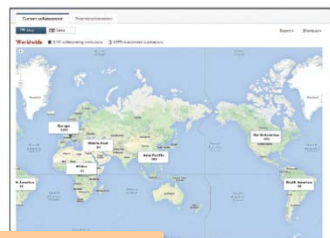
Overview



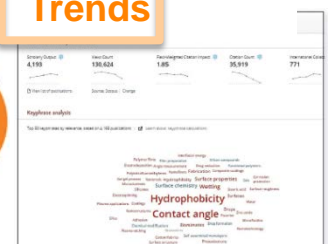
Benchmarking



Collaboration



Trends



- Анализ большого объема данных
- Аналитические данные по 220 странам
- Аналитические данные по 7500 организациям
- Возможность анализа на индивидуальном уровне на основе авторских профилей; структурных подразделений (на основе авторских профилей)
- Возможность самостоятельно создавать объект для анализа (на основе заданных критериев поиска)
- Анализ по более 20 метрикам (с разными вариантами, напр. цитируемость с самоцитируемостью и без), включая новые показатели Views (просмотры - востребованность) и Economic Impact (цитируемость в патентах – практическое применение)
- Карты компетенций для организаций (на основе со-цитирования)


O Scopus®



Scopus


- Крупнейшая реферативно-аналитическая база данных с **65 млн.** записей
- Ежедневное обновление:
 - **21,912 изданий от 5,000 международных издательств** (вкл. 2,800 журналов open access)
 - **367** отраслевых изданий
 - **421** книжных серий
 - **130,000** книг
 - **7,3 млн.** конференционных докладов
 - **"Articles-in-Press"** из более чем **4,200** журналов
- Охват по:
 - Life Sciences
 - Health Sciences
 - Physical Sciences
 - Social Sciences
 - Arts and Humanities
- Расширение информации о цитировании до-1996 (**1970-1996**)
- Независимые метрики оценки журналов:
 - **SNIP:** The Source-Normalized Impact per Paper
 - **SJR:** The SCImago Journal Rank
 - **CiteScore:** аналог 3-летнего импакт-фактора
- Взаимосвязь с ORCID

Содержание Scopus и данные в SciVal



Affiliation Profile

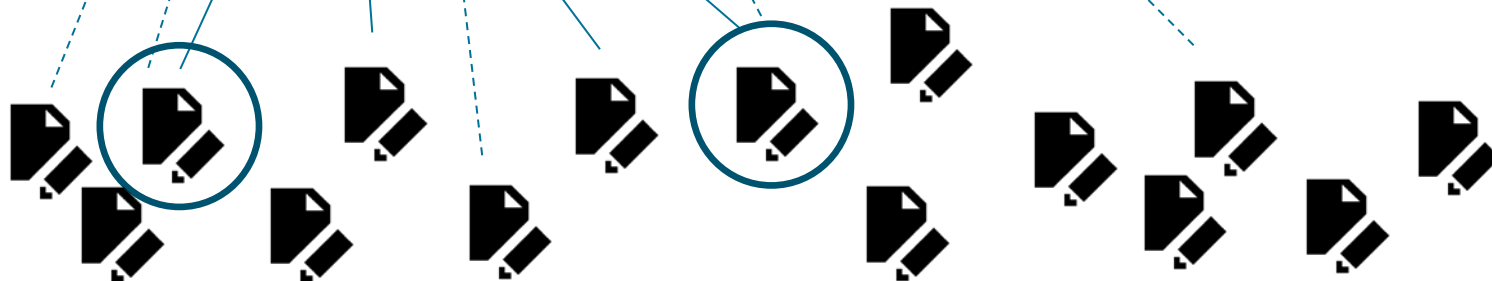
- 8 млн. профилей
- Алгоритм: 99% точности, 93% полноты
- Ручная корректировка на основе запроса представителей для 100% точности



Author Profile

- 17 млн. профилей
- Алгоритм: 99% точности, 95% полноты
- Ручная корректировка на основе запросов авторов для 100% точности

~30 млн.
публикаций
в SciVal



Источники других данных

- **Viewed/views**

Статистика загрузки/открытия abstracts/переходов на полный текст в ScienceDirect или в Scopus

- **Economic Impact**

Цитирование в патентах

- European Patent Office
- Intellectual Property Office
- Japan Patent Office
- United States Patent and Trademark Office
- World Intellectual Property Organization

- **Societal Impact** *(на уровне организации)*

Упоминание в масс-медиа

LexisNexis print archive (Terms & Conditions <http://www.lexisnexis.co.uk/en-uk/terms.page>) : 2011 till October 2015

Metabase print (Terms & Conditions <http://www.lexisnexis.co.uk/en-uk/terms.page>): since November 2015

Metabase online: since 2014

Awarded Grants (успешность финансирования научных проектов)

Данные обновляются каждый месяц

Грантодающая организация	Сокращенное название	Страна	Адрес
• Wellcome Trust		GBR	http://www.wellcome.ac.uk/Managing-a-grant/Grants-awarded/index.htm
• National Science Foundation	NSF	USA	https://nsf.gov/awardsearch/advancedSearch.jsp https://www.fastlane.nsf.gov/servlet/A6RecentWeeks https://www.nsf.gov/awardsearch/download.jsp
• National Institutes of Health	NIH	USA	http://exporter.nih.gov/ExPORTER_Catalog.aspx?sid=0&index=0
• Arts and Humanities Research Council	AHRC	GBR	http://gtr.rcuk.ac.uk/
• Biotechnology and Biological Sciences Research Council	BBSRC	GBR	http://gtr.rcuk.ac.uk/
• Economic and Social Research Council	ESRC	GBR	http://gtr.rcuk.ac.uk/
• Engineering and Physical Sciences Research Council	EPSRC	GBR	http://gtr.rcuk.ac.uk/
• Medical Research Council	MRC	GBR	http://gtr.rcuk.ac.uk/
• Natural Environment Research Council	NERC	GBR	http://gtr.rcuk.ac.uk/
• Science and Technology Facilities Council	STFC	GBR	http://gtr.rcuk.ac.uk/
• Australian Research Council	ARC	AUS	http://www.arc.gov.au/grants-dataset
• National Health and Medical Research Council	NHMRC		https://www.nhmrc.gov.au/grants-funding/research-funding-statistics-and-data

Метрики

Возможный набор метрик в SciVal по категориям (1)

Детальное изучение данных о вас в различных аспектах для определения ключевых сильных позиций

Productivity metrics



Scholarly Output
h-indices (*h*, *g*, *m*)

Citation Impact metrics



Citation Count
Citations per Publication
Cited Publications



h-indices (*h*, *g*, *m*)



Field-Weighted Citation Impact



Publications in Top Percentiles

Publications in Top Journal Percentiles

Collaboration Impact (geographical)

Academic-Corporate Collaboration Impact

Collaboration metrics

Authorship Count

Number of Citing Countries



Collaboration (geographical)

Academic-Corporate Collaboration

Disciplinary metrics

Journal count

Journal category count

Views

Views count

Views per publication

Field-Weighted Views Impact

Outputs in Top Views Percentiles

Snowball Metric; www.snowballmetrics.com/metrics

Возможный набор метрик в SciVal по категориям (2)

Появление новых метрик



Awards metrics

Awards volume
Awards count



Societal Impact

Mass media
Media Exposure
Field-Weighted Mass Media



Economic Impact metrics

Academic-Corporate Collaboration

Academic-Corporate Collaboration Impact

Citing-Patents Count (*число цитирующих патентов*)

Patent-Cited Scholarly Output (*сколько статей процитировано в патентах*)

Patent-Citations Count (*число ссылок в патентах на статьи*)

Patent-Citations per Scholarly Output (*число ссылок на статью*)



Snowball Metric; www.snowballmetrics.com/metrics

Как получить доступ к SciVal

Доступ: www.scival.com

SciVal

Login

SciVal is a ready-to-use solution with unparalleled power and flexibility, which enables you to navigate the world of research and devise an optimal plan to drive and analyze your performance.

New to SciVal? [Find out](#) what the new generation of SciVal can do for you.

Login using your Elsevier credentials

Username:

Password:

Remember me

[Forgotten your username or password?](#)

If not, [Register Now](#)

Ссылка для создания нового login

Могут быть использованы те же UN и PW, что и для ScienceDirect/Scopus

Если вы забыли username или password

Register

Registration is quick and free. It allows you to personalize these [Elsevier Products](#) if you have access. For example, you can stay up to date with Search Alerts and Document Citation Alerts or keep track of your research with Saved Searches.

Create a unique log in to use in Elsevier products

Your details

[Privacy policy](#)

First name:

Family name:

E-mail and password

Enter a password between 5 and 20 characters. Your e-mail address will be your username

Email address:

Password:

Confirm password:

Other settings

I wish to receive information from Elsevier B.V. and its affiliates concerning their products and services

* I have read and understood the [Registered User Agreement](#).

Домашняя страница SciVal

SciVal Home Overview Benchmarking Collaboration Trends Reporting My SciVal Scopus Galina Yaksho

Welcome to SciVal

Overview

Get a high-level overview of the research performance of your Institution, other Institutions, Countries and Groups of Researchers.

[Go to Overview >](#)

Benchmarking

Compare and benchmark your Institution to other Institutions, Researchers and Groups of Researchers using a variety of metrics.

[Go to Benchmarking >](#)

Collaboration

Explore the collaboration network of both your Institution and other Institutions.

[Go to Collaboration >](#)

Trends

Get the current scientific trends to determine a new research strategy, find collaboration opportunities and rising stars.

[Go to Trends >](#)

Reporting

Create rich Reports specifically tailored to support your institution's distinct research strategy.

[Go to Reporting >](#)

New in this release

March 2017, code name: Babbage

- Welcome to the new SciVal homepage. Stay up to date with our releases, access support materials and contact us via our new homepage
- Update to the Reporting functionality: you can now edit your analyses and export your data in excel/csv format as well as PDF
- We are adding the option to exclude self-citations for FWCI in the Benchmarking module, for greater transparency and flexibility in your analyses

[See the full list of features and benefits in the March](#)

Quick guide to SciVal

Get a quick overview of SciVal, how you can use it and how it can help you.

- [Getting started with SciVal](#)
- [Working with entities](#)
- [Using SciVal for strategic planning](#)

[View the SciVal Online Manual](#)

Tweets by @SciVal

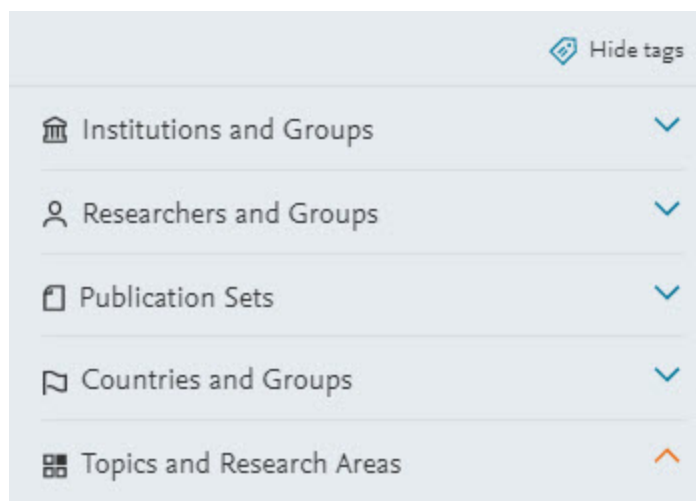
[Follow @SciVal](#)

SciVal Retweeted

Elsevier @ElsevierConnect
The 4 types of #UX savvy behind @SciVal: bit.ly/2n94eVE #WomenInSTEM

Основные уровни/объекты анализа

SciVal предлагает анализ по 5 различным уровням/типам объектов



- 7500 готовых организаций и групп организаций (на основании Scopus AF)
- Возможность создавать группу из организаций самостоятельно
- Доступно в модулях Overview, Benchmarking, Collaboration

- Пользователь определяет/добавляет Researchers и Groups (на основании Scopus AUTH-ID)
- Доступно в модулях Overview, Benchmarking

- Пользователь добавляет Publication Set (на основе публикаций автора или publication ID) или через импорт из Scopus
- Доступно в модулях Overview, Benchmarking, Trends

- 334 готовых предметных областей (по классификации Scopus). Необходимо просто выбрать и добавить
- Пользователь может самостоятельно определить/добавить свою область Research Area (на основе Search Terms, Entities, Competencies) или на основе Topic
- Доступно в модулях Overview, Benchmarking, Trends

- 220 готовых стран и групп стран
- Пользователь может создать свою собственную группу из готовых стран
- Доступно в модулях Overview, Benchmarking, Collaboration

Общие показатели вуза

The screenshot displays the SciVal interface for Samara National Research University. The 'Overview' tab is selected, showing a period of '2012 to >2017' and 'no subject area filter selected'. The main dashboard features the following metrics:

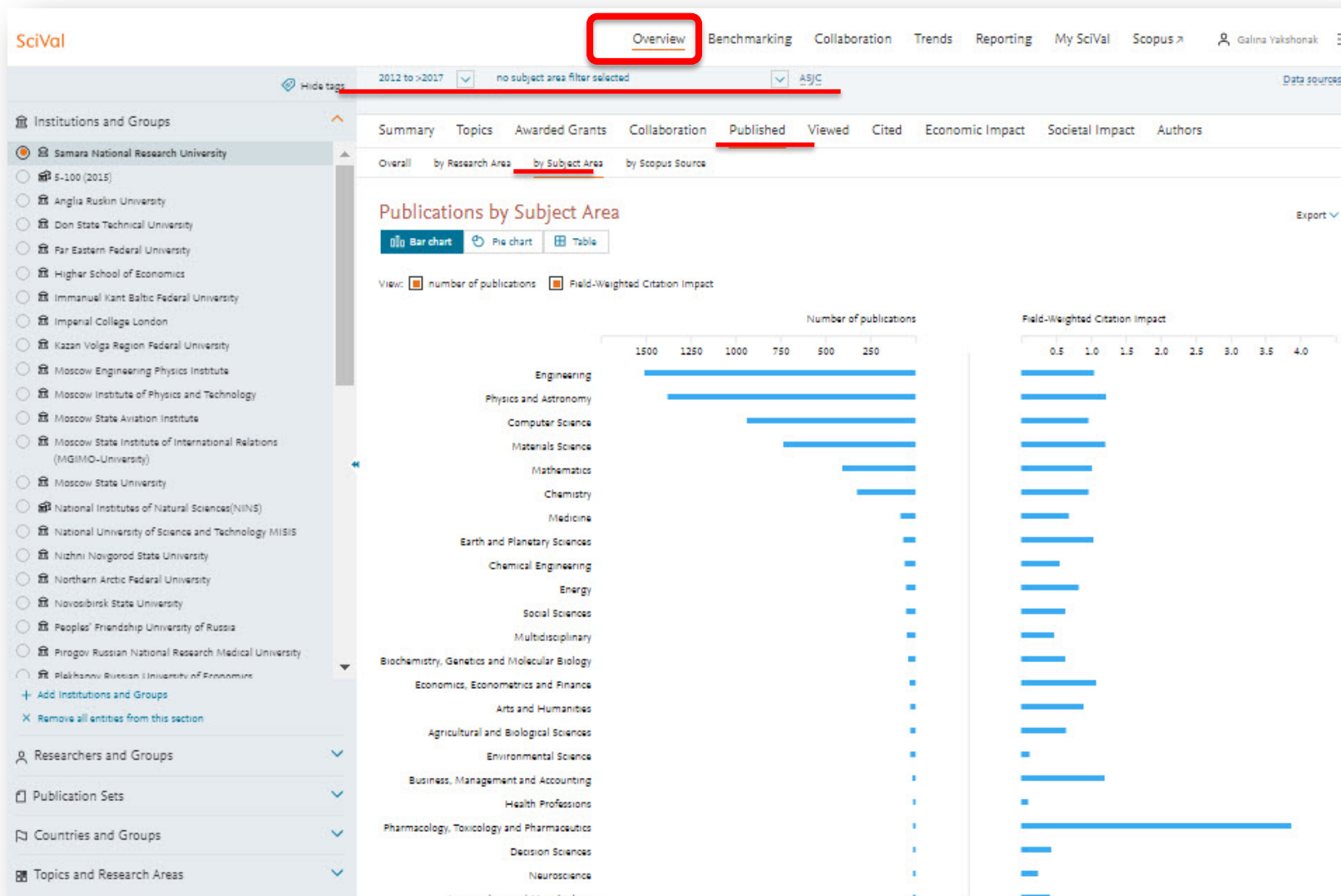
- Scholarly Output:** 3,081 (with an upward trend arrow)
- Authors:** 1,446 (with an upward trend arrow)
- Field-Weighted Citation Impact:** 0.99
- Citation Count:** 8,726
- Citations per Publication:** 2.8
- h5-index:** 31

A pie chart illustrates the distribution of research areas:

Research Area	Percentage
Engineering	25.7%
Physics and Astronomy	23.5%
Computer Science	16.0%
Materials Science	12.6%
Other	9.6%
Mathematics	6.9%
Chemistry	5.6%

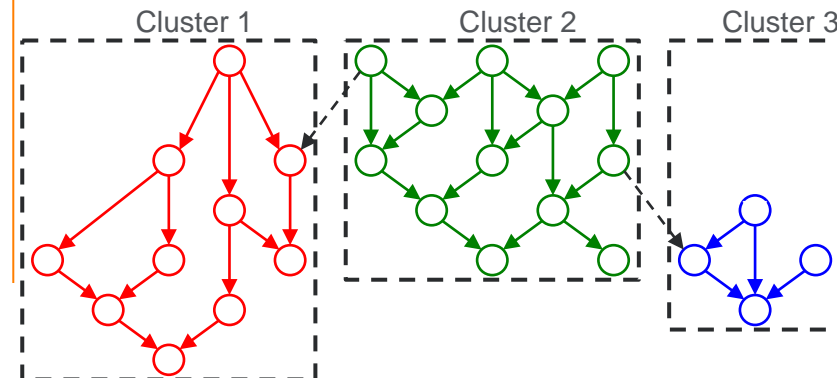
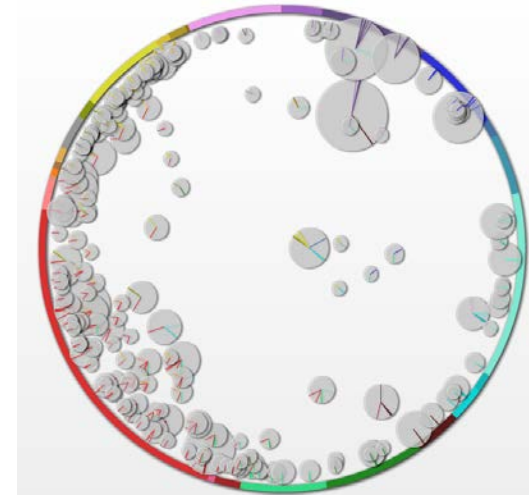
The interface also includes a sidebar for 'Institutions and Groups' with a list of universities, and a top navigation bar with options like 'Benchmarking', 'Collaboration', and 'Reporting'.

Какие публикации приносят «выгоду» вузу?



Новый шаг в выявлении ваших особенностей: просмотр, анализ, оценка в SciVal

- Замена устаревшего подхода в виде “компетенций” (сложных для понимания, с ограничением в сравнении и основанных на 5-летней выборке), новым подходом в выделении направлений и “выдающихся” среди них (topics of prominence)
- ~100,000 стабильных, глобальный направлений
- Кластеризация основана на структуре цитирования
- Индикатор “Prominence” основан на комбинации недавнего цитирования, недавнего использования и показателя CiteScore
- Возможность сравнения организаций и стран
- Высокая точность расчета
- Представление в модулях Overview и Trends (SciVal)



Выдающиеся темы, в которых участвуют ученые вуза

SciVal **Overview** Benchmarking Collaboration Trends Reporting My SciVal Scopus Galina Yakshonak

Samara National Research University

801-1000 (QS) · 601-800 (THE) Russian Federation More details on this Institution

2012 to >2017 no subject area filter selected ASJC Data sources

Summary **Topics** Awarded Grants Collaboration Published Viewed Cited Economic Impact Socie

Browse Topics

Export

Researchers at Samara National Research University have contributed to 931 topics between 2012 to >2017

Search this Institution's Topics

Topic	At this Institution		Worldwide	
	Scholarly Output	Publication Share	Field-Weighted Citation Impact	Prominence percentile
Melting; Additives; laser melted ... T.1114 Analyze Topic at Institution Analyze Topic worldwide	5	0.19% ▲	0.49	99.954
Microfluidics; Analytic equipment; paper-based microfluidic ... T.4851	1	0.05% ▲	0.00	99.935
Ligands; Metals; building units ... T.7	11	0.24% ▼	7.57	99.929
Neural networks; Convolution; convolutional layers ... T.4338	1	0.03% ▲	0.00	99.913

Активность СНИУ в этой теме

Activity of Samara National Research University

Within: Melting; Additives; laser melted T.1114 | Year range: 2012 to 2018 | Analyze Topic worldwide

Summary Authors

Performance

Scholarly Output

5

[View list of publications](#)

Field-Weighted Citation Impact

0.49

International Collaboration

1

Views Count

91

Citation Count

2

Worldwide Topic Prominence

99.954

Source: Scopus | [Change](#)

Publications at Samara National Research University

Within: Melting; Additives; laser melted T.1114 | Year range: 2012 to 2018

Export

Top 15 keyphrases

Based on 5 publications

Powders

Lasers

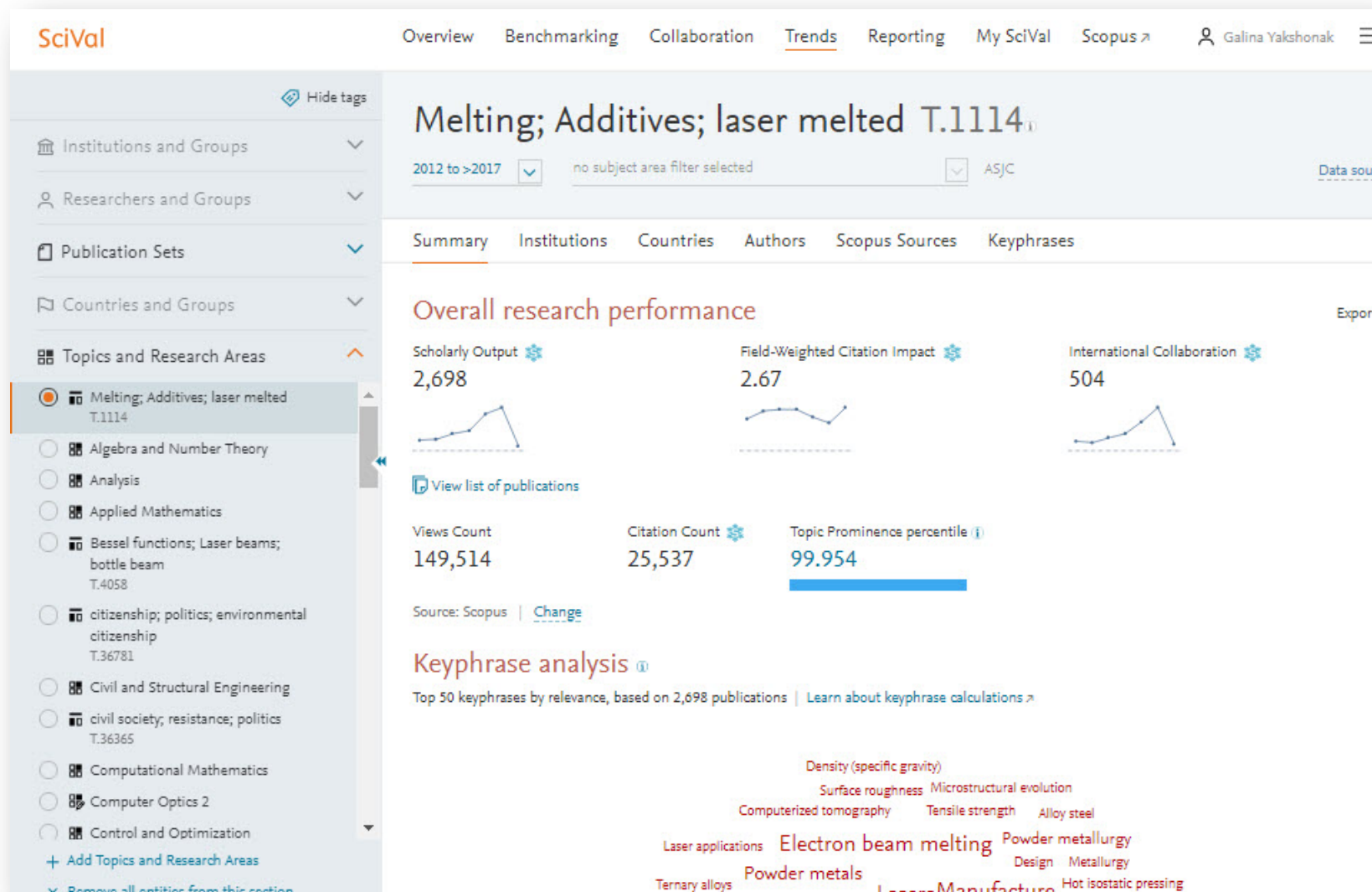
Alloys

Titanium alloys

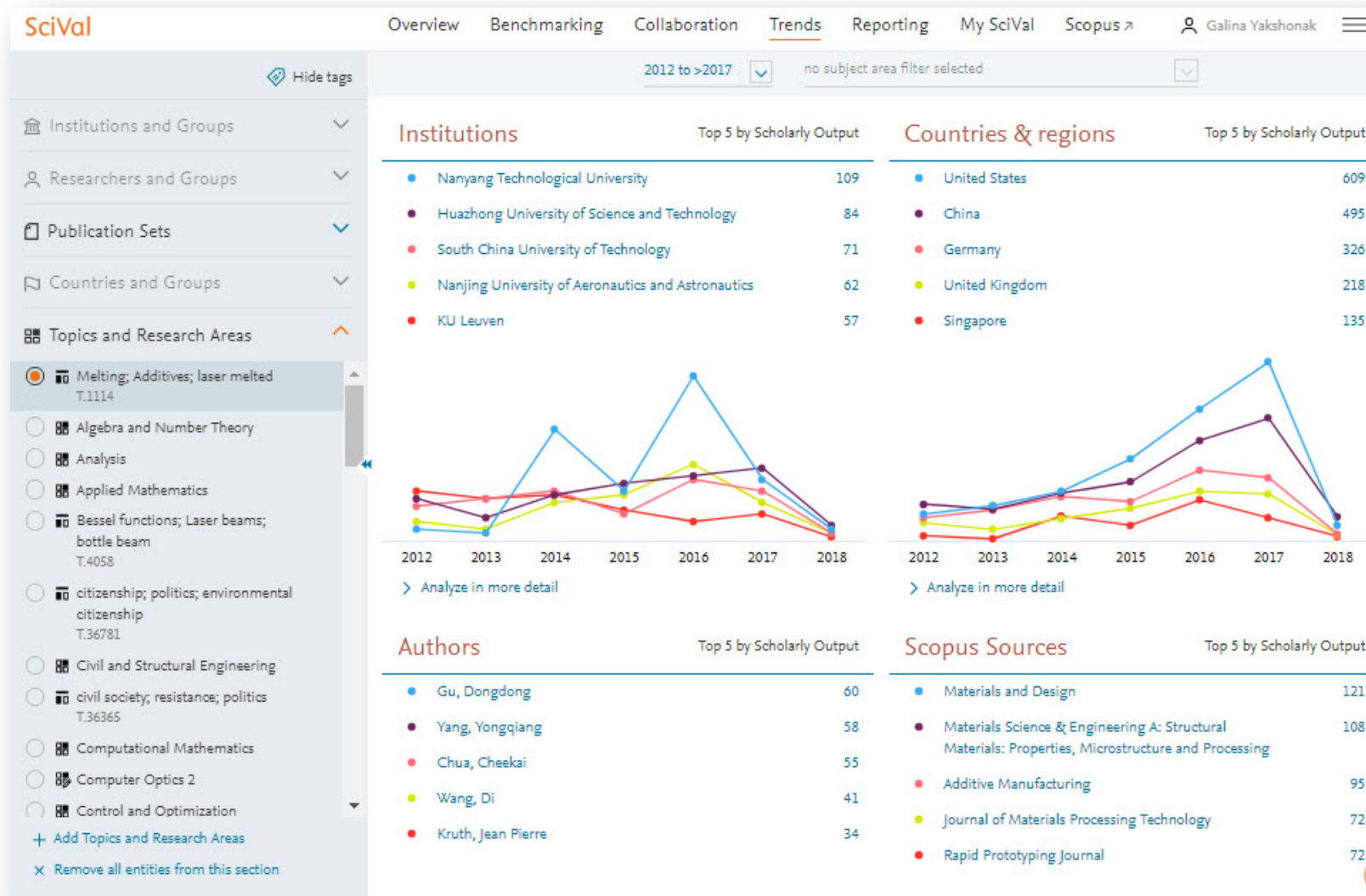
5 publications

Authors	Title	Year	Scopus Source	Citations
<input checked="" type="checkbox"/> All authors <input type="checkbox"/> Agapovichev, A.V. <input type="checkbox"/> Smelov, V. <input type="checkbox"/> Sotov, A.V. <input type="checkbox"/> Balyakin, A.V. <input type="checkbox"/> Galkina, N.V. Show more	Study of structures and mechanical properties of products manufactured via selective laser sintering of 316L steel powder	2016	Chernye Metally	1
<input checked="" type="checkbox"/> All authors <input type="checkbox"/> <10 <input type="checkbox"/> <50 <input type="checkbox"/> <100	Selective laser melting of titanium alloy: Investigation of mechanical properties and microstructure	2016	IOP Conference Series: Materials Science and Engineering	1
<input checked="" type="checkbox"/> All authors <input type="checkbox"/> <10 <input type="checkbox"/> <50 <input type="checkbox"/> <100	Solidification behavior and dendrite structure refinement after LMD in Ti based alloy reinforced by micron- and nano- alumina	2016	Optical and Quantum Electronics	0
<input checked="" type="checkbox"/> All institutions <input type="checkbox"/> Samara National Research University <input type="checkbox"/> RAS <input type="checkbox"/> RAS - Siberian Branch <input type="checkbox"/> Tomsk Polytechnic University Countries & regions Scopus Sources	Study of the impact of treatment modes on hardness, deformability and microstructure of VT6 (Ti-6Al-4V) and VV751P (Ni-15Co-10Cr) alloy samples after selective laser sintering	2017	MATEC Web of Conferences	0
	Numerical research of influence of laser radiation parameters on the formation of intermetallic phases from metal powders in selective laser melting technology	2017	AIP Conference Proceedings	0

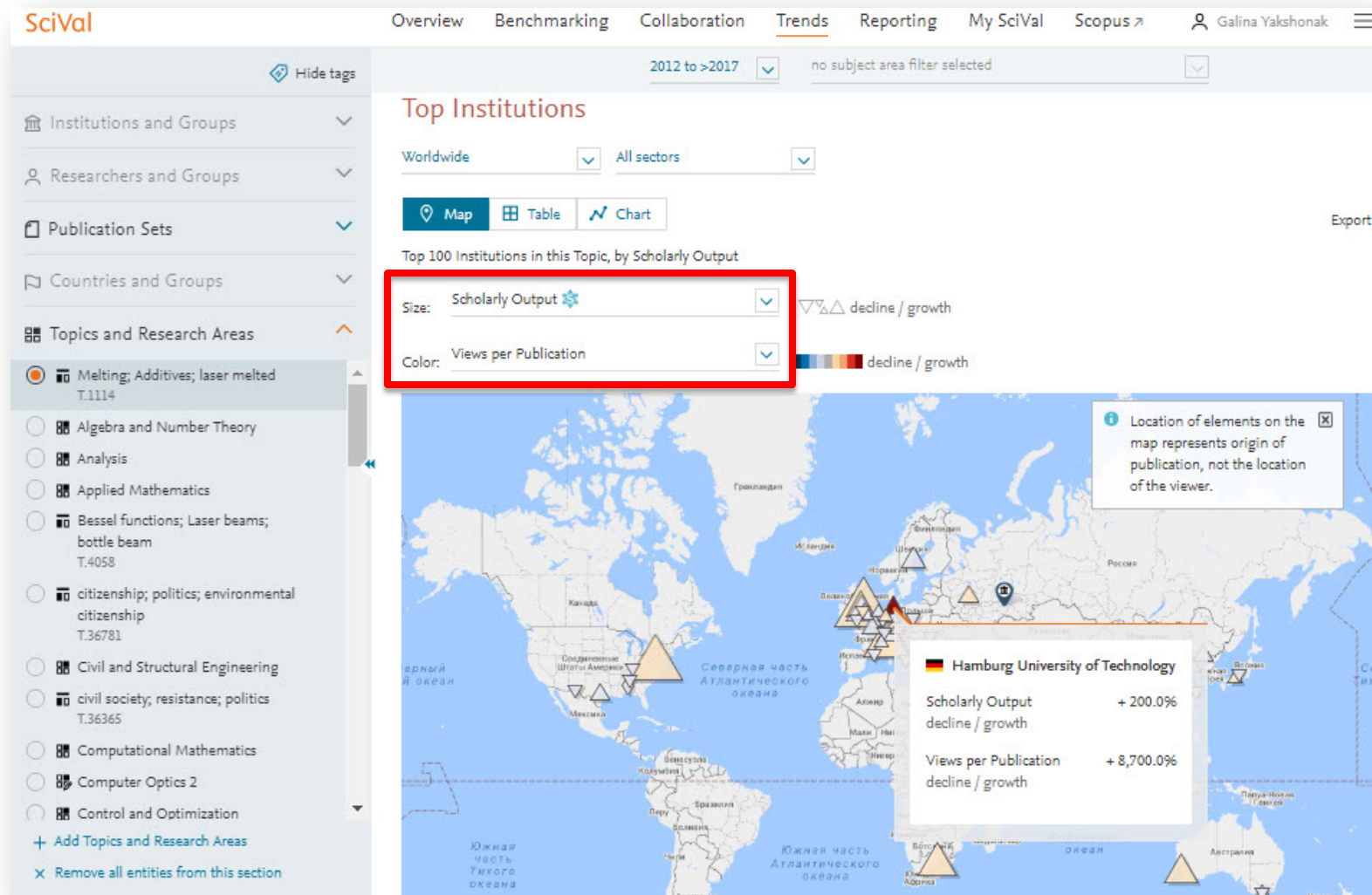
Оценка трендов по научному направлению



Лидеры: страны, организации, ученые, журналы



Восходящие звезды?



Создание области исследований (Research Areas и Publication Set)

Опции работы с областями и выбор метрик

The screenshot displays the SciVal Benchmarking interface. The top navigation bar includes 'Home', 'Overview', 'Benchmarking', 'Collaboration', 'Trends', 'Reporting', 'My SciVal', and 'Scopus'. The user is logged in as Galina Yakshonak. The 'Benchmarking' section is highlighted with a red box, showing the date range '1996 to 2017' and 'no subject area filter selected'. The 'Topics and Research Areas' menu is open, showing a search for 'Bessel functions; Laser beams; bottle beam' and 'citizenship; politics;'. A red callout box points to the 'Find existing Topic or Research Area' search options, with the text: 'Выбор опции создания/добавления области исследования'. The 'Field-Weighted Citation Impact' metric selection dialog is open, showing a list of metrics and a 'Choose metric' button.

Выбор опции создания/добавления области исследования

Создание своей области исследования для анализа ВОЗМОЖНО:

- на основе предметных подобластей классификации Scopus (ASJC) – **Topics and Research Area**
- на основе представленных Topics – **Topics and Research Area**
- на основе ключевых слов и фраз в публикациях Scopus – **Topics and Research Area**
- на основе публикаций конкретного журнала (-ов) – **Topics and Research Area**
- на основе публикаций страны/группы стран – **Topics and Research Area**
- на основе публикаций организации (-ций) – **Topics and Research Area**
- на основе поиска в Scopus и импорта найденных результатов в SciVal – **Publication Set**



обновляемые данные



не обновляемые данные

Опции работы с областями: по классификации Scopus (ASJC)

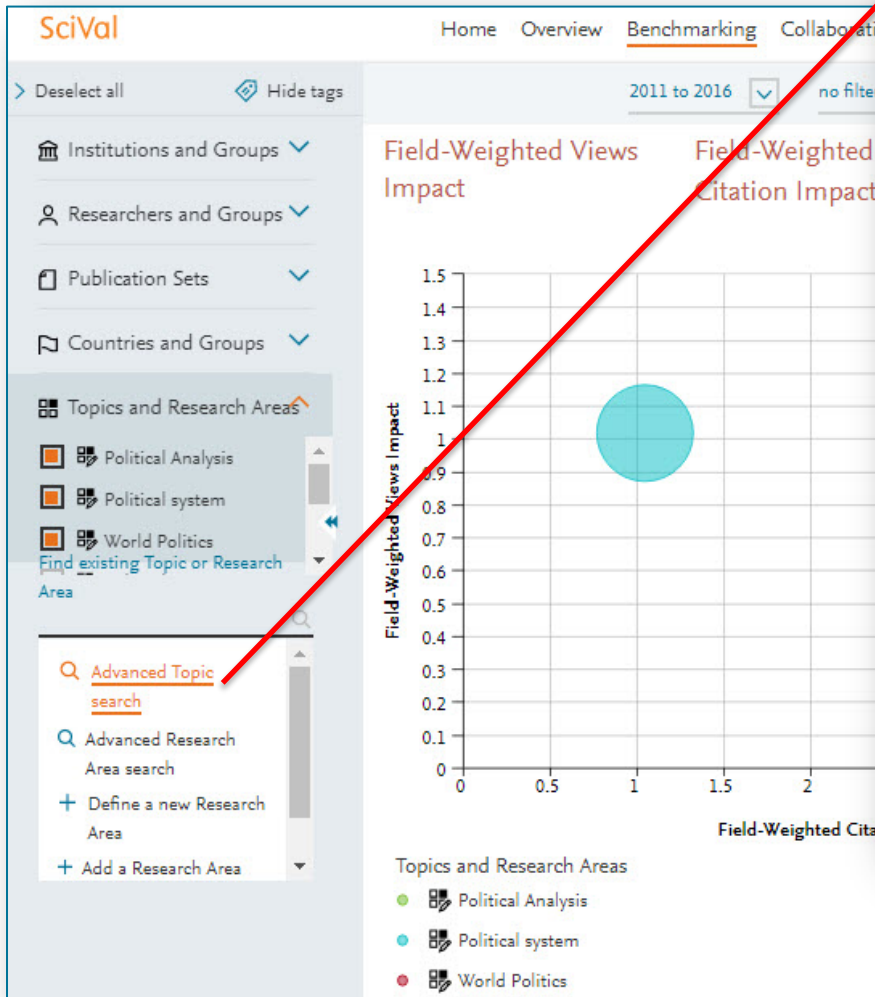
The screenshot displays the SciVal interface with the 'Topics and Research Areas' menu expanded. The menu lists various categories such as Demography, Development, Education, Gender Studies, General Social Sciences, Geography, Planning and Development, Health (social science), Human Factors and Ergonomics, Law, Library and Information Sciences, Life-span and Life-course Studies, Linguistics and Language, Political Science and International Relations, Public Administration, Safety Research, Social Sciences (miscellaneous), Sociology and Political Science, Transportation, and Urban Studies. The 'Political Science and International Relations' category is highlighted in blue. A red arrow points from the search options in the 'Topics and Research Areas' section to the highlighted category in the expanded menu.

The line chart below the menu shows 'Scholarly Output' on the y-axis (ranging from 0 to 32) and 'Publication Year' on the x-axis (ranging from 2009 to 2017+). The data points are as follows:

Publication Year	Scholarly Output
2009	1
2010	4
2011	2
2012	2
2013	1
2014	8
2015	5
2016	15
2017	6
2017+	0

At the bottom of the chart, there is a link for 'Metrics details'.

Картирование мировой науки: поиск своей темы среди мировых



Add Topics

Type to filter: photople × Filter by tags ▾

All A B C D E F G H I J K L M N O P Q R S T U V W X Y Z #

Name	Tags
<input checked="" type="checkbox"/> Photoplethysmography; Blood pressure; pulse transit T.3265	
<input type="checkbox"/> Heart; Photoplethysmography; pulse oximeter T.22882	
<input type="checkbox"/> Pressure sensors; Photoplethysmography; processing telemetric T.70438	
<input type="checkbox"/> Technology; Photoplethysmography; pulse signal T.81801	

Want to do more? [Go to My SciVal](#)

Драйверы вуза по выбранной теме

SciVal Overview Benchmarking Collaboration Trends Reporting My SciVal Scopus Galina Yakshonak

Hide tags

Photoplethysmography; Blood pressure; pulse transit T.3265
At Samara National Research University | Analyze Topic in detail

2012 to >2017 no subject area filter selected ASJC Data sources

Summary Published Viewed Cited Economic Impact **Authors** Institutions

Authors + Add to Reporting Export

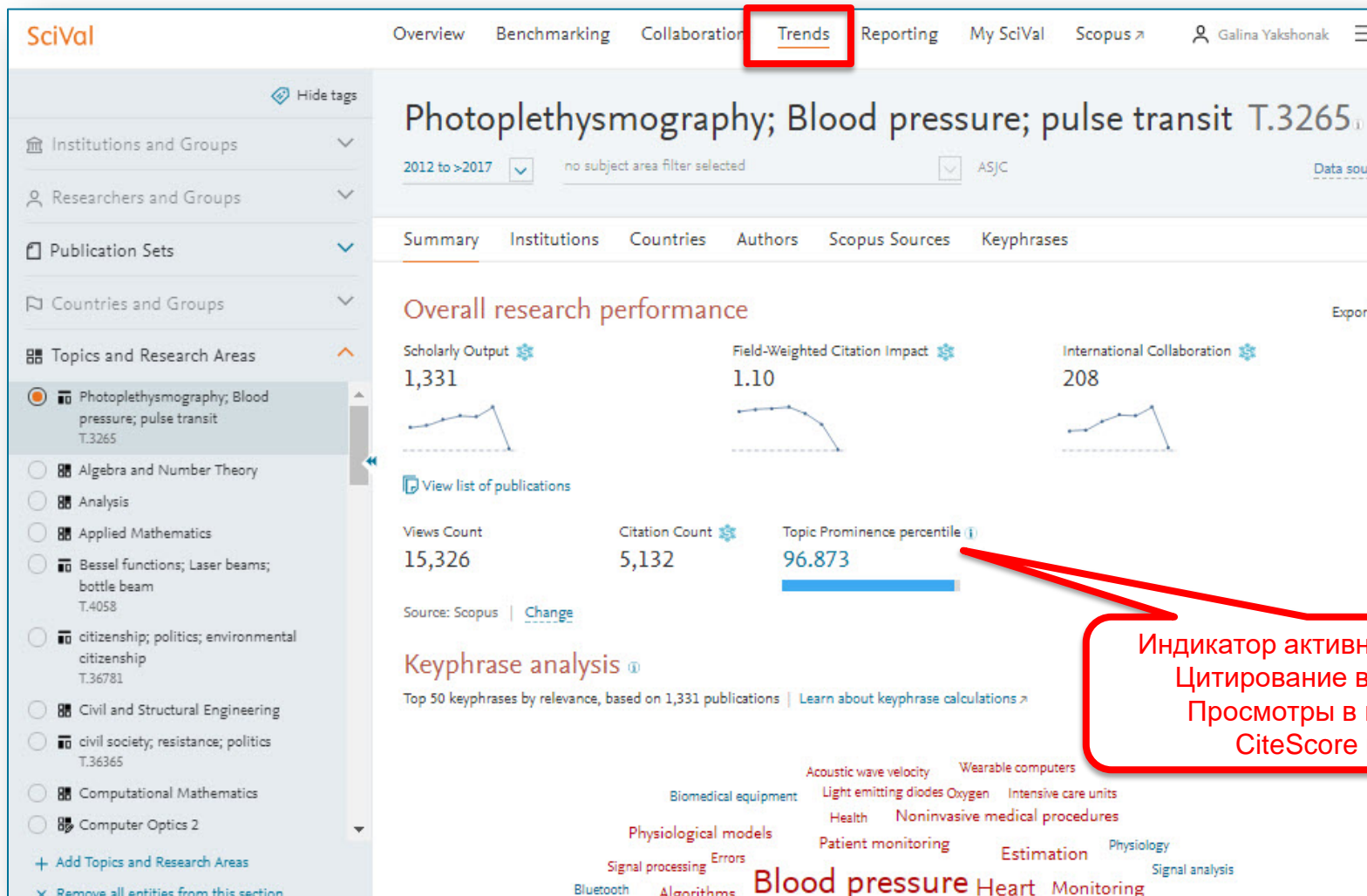
Top 100 authors at Samara National Resea... in this Topic, by number of publications over the period 2012 to >2017 | Analyze top 500 in more detail

Name	Publications	Field-Weighted Citation Im...	h-index
1. Fedotov, Aleksandr Aleksandrovich	11	Citations	3
2. Akulov, Sergey A.	5	Citations per Publication	2
3. Akulova, Anna S.	4	Field-Weighted Citation Impact	2
4. Reshetnikova, M. A.	1	0.00	0

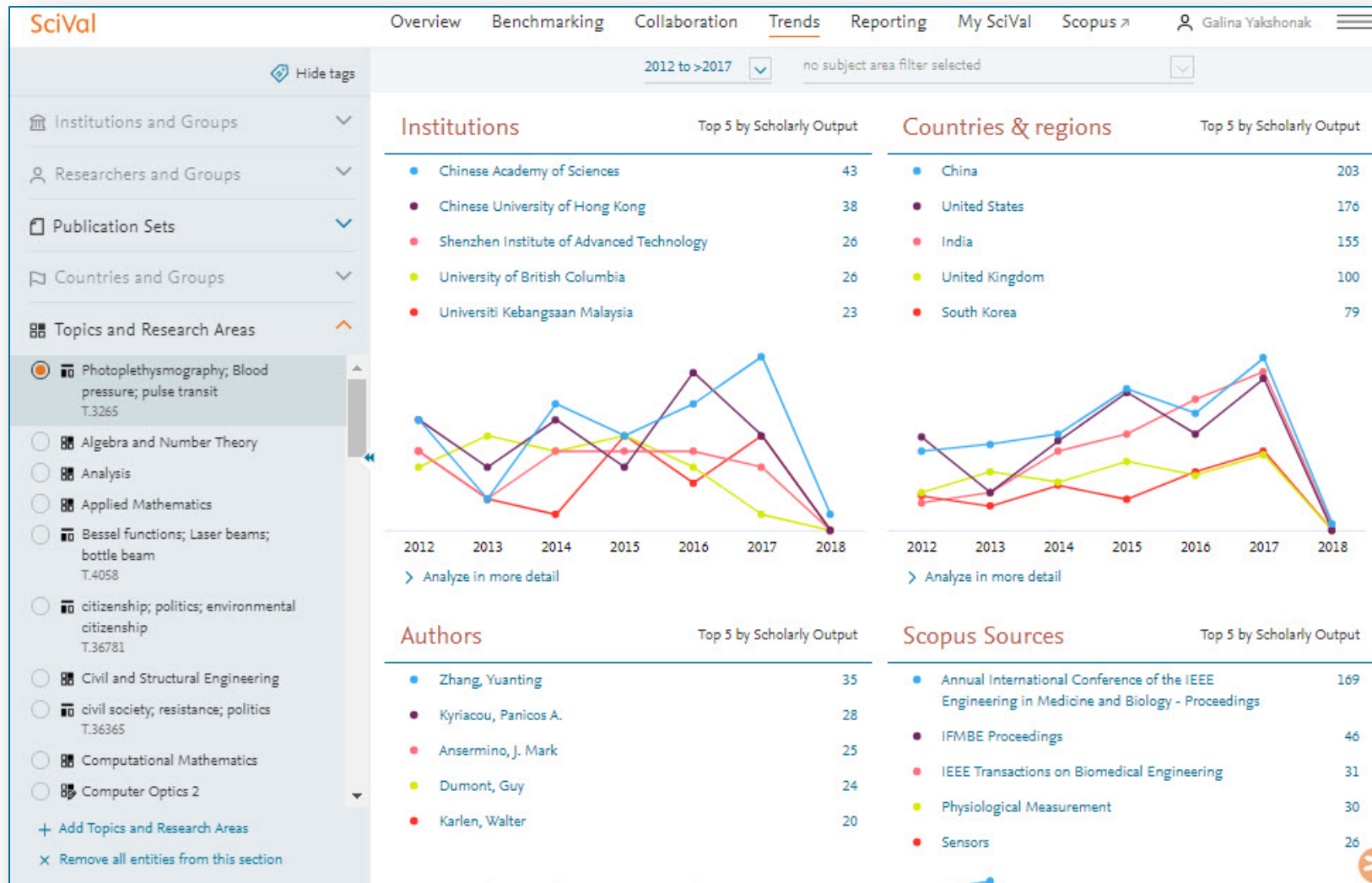
ELSEVIER About SciVal Terms and conditions Privacy statement Contact

© 2018 Elsevier B.V. All rights reserved. SciVal, RELX Group and the RE symbol are trade marks of RELX Intellectual Properties SA, used under license. RELX Group

Trends: анализ трендов, основных игроков и источников



Trends: анализ трендов, основных игроков и источников (2)



В следующем релизе Topics

SciVal Home Overview Benchmarking Collaboration Trends Reports My SciVal Joris Ketelaar

T.237 Oxide sheets; graphene nanosheets; graphite oxide

2011 to 2015 no subject area filter selected ASJC

Summary Institutions Countries Authors Scopus Sources Keyphrases **Funding bodies** Related Topics

Related Topics

Top 50 related Topics, by Keyphrase match

Topic	Match ↓	Worldwide	
		Scholarly Output ⚙️	Global Prominence
> Second-order multi-agent; consensus tracking; switching topologies ... T.12145	34%	137	45th percentile
> Capacitance retention; supercapacitor electrodes; supercapacitor electrode; ... T.2399 Analyze Topic in detail	33%	188	99th percentile
> Metal dichalcogenide; transition-metal dichalcogenides; metal dichalcogenides ... T.784632	29%	704	98th percentile
> mAg ⁻¹ ; batteries LIBs; superior electrochemical ... T.176877	20%	64	91st percentile
> Second-order multi-agent; consensus tracking; switching topologies ... T.12145	17%	39	89th percentile

Для любителей Scopus

The screenshot shows the Scopus search results page for the query: `TITLE-ABS-KEY (acar) AND (LIMIT-TO (PUBYEAR, 2017) OR LIMIT-TO (PUBYEAR, 2016))`. The page displays 1,581 search results. A dialog box titled "Export document settings" is open, showing options for exporting 1901 documents. The "SciVal" option is selected, and the "Customize export" section is visible.

Export document settings

You have chosen to export 1901 documents

Select your method of export

MENDELEY RefWorks SciVal RIS Format (EndNote, Reference Manager) CSV (Excel) BibTeX Text (ASCII in HTML)

What information do you want to export?

Customize export

<input type="checkbox"/> Citation information	<input type="checkbox"/> Bibliographical information	<input type="checkbox"/> Abstract and Keywords	<input type="checkbox"/> Funding Details	<input type="checkbox"/> Other information
<input type="checkbox"/> Author(s)	<input type="checkbox"/> Affiliations	<input type="checkbox"/> Abstract	<input type="checkbox"/> Number	<input type="checkbox"/> Tradenames and Manufacturers
<input type="checkbox"/> Document title	<input type="checkbox"/> Serial identifiers (e.g. ISSN)	<input type="checkbox"/> Author Keywords	<input type="checkbox"/> Acronym	<input type="checkbox"/> Accession numbers and Chemicals
<input type="checkbox"/> Year	<input type="checkbox"/> PubMed ID	<input type="checkbox"/> Index Keywords	<input type="checkbox"/> Sponsor	<input type="checkbox"/> Conference information
<input type="checkbox"/> Source title	<input type="checkbox"/> Publisher	<input type="checkbox"/> Editor(s)	<input type="checkbox"/> Funding text	<input type="checkbox"/> Include references
<input type="checkbox"/> Volume, Issue, Pages	<input type="checkbox"/> Language of Original Document			
<input type="checkbox"/> Citation count	<input type="checkbox"/> Correspondence Address			
<input type="checkbox"/> Source and Document Type	<input type="checkbox"/> Abbreviated Source Title			
<input type="checkbox"/> DOI				

Scopus can export up to 20,000 documents to SciVal.

Загрузка публикаций из Scopus в SciVal

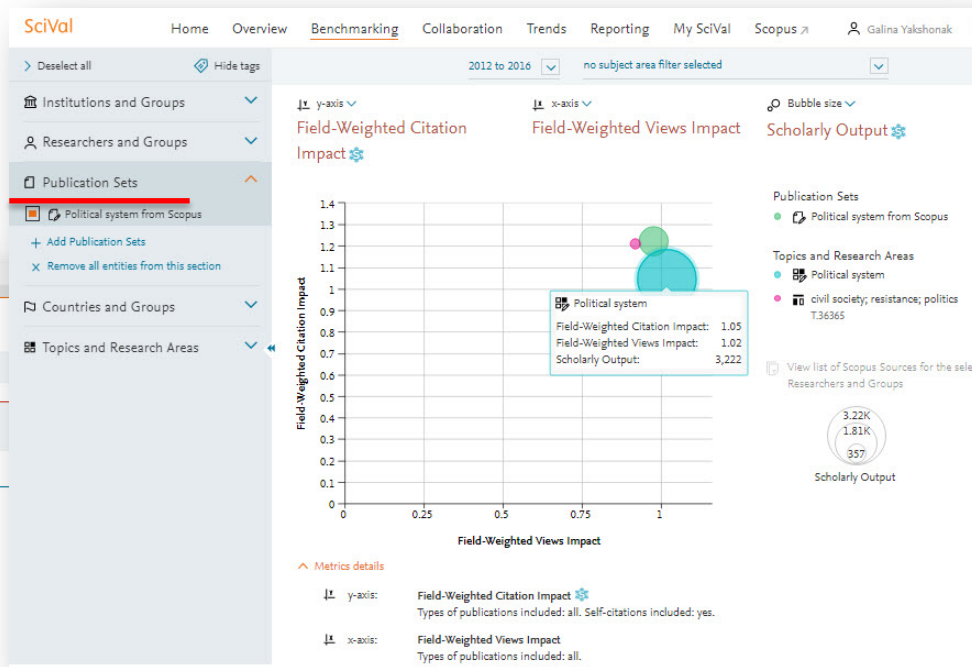
Import Publication Set

- 1. Review publications
- 2. Save Publication Set

6 of the 1,901 publications cannot be imported into SciVal.

Title	ID	Issue
	2-s2.0-85029831259	Unknown or invalid ID. This may have been published before 1996. SciVal covers publications from 1996 onwards.
	2-s2.0-85028841762	Unknown or invalid ID. This may have been published before 1996. SciVal covers publications from 1996 onwards.
	2-s2.0-85029454297	Unknown or invalid ID. This may have been published before 1996. SciVal covers publications from 1996 onwards.
	2-s2.0-85028550835	Unknown or invalid ID. This may have been published before 1996. SciVal covers publications from 1996 onwards.
	2-s2.0-85028547919	Unknown or invalid ID. This may have been published before 1996. SciVal covers publications from 1996 onwards.
	2-s2.0-85028925587	Unknown or invalid ID. This may have been published before 1996. SciVal covers publications from 1996 onwards.

Export > Skip issues and continue >



Опции работы с областями: создание на основе ключевых слов или публикаций в конкретном журнале и т.п.

SciVal

Home Overview **Benchmarking** Collaboration Trends Reporting My SciVal Scopus

Deselect all Hide tags

Institutions and Groups

Researchers and Groups

Publication Sets

Countries and Groups

Topics and Research Areas

- Political Science and International Relations
- Political Science and International Relations

Area

- Advanced Topic search
- Advanced Research Area search
- Define a new Research Area**
- Add a Research Area

Chart Table

y-axis Scholarly Output

100k
90k
80k
70k
60k
50k
40k
30k
20k
10k
0

0 0.2 0.4 0.6 0.8 1.0

Field-Weighted Citation Impact

Define a new Research Area

View quick guide X

1. Create definition 2. Refine definition 3. Save definition

Use search terms Use entities

Define a new Research Area based on one or more search terms

Enter search terms
neolog*

Type important terms (e.g. solar flare) or exact word or phrase (e.g. "solar flare") > More tips

+ Add another field

Search >

Zhang, Yuanbing 35 Annual International

На основании ключевых слов или публикаций в конкретном журнале; отдельной организации; нескольких предметных областях по ASJC

Фильтры и сохранение созданной темы

Define a new Research Area View quick guide

1. Create definition 2. Refine definition 3. Save definition

Refine your definition by applying one or more filters

Definition of your Research Area: **neolog***

Total matching publications (1996-present) **1,295**

Currently applied filters: No filters applied yet

Subject areas

Name	Publications
<input type="checkbox"/> Arts and Humanities	749
<input type="checkbox"/> Social Sciences	670
<input type="checkbox"/> Medicine	209
<input type="checkbox"/> Computer Science	120
<input type="checkbox"/> Psychology	96
<input type="checkbox"/> Neuroscience	74
<input type="checkbox"/> Mathematics	63
<input type="checkbox"/> Engineering	58
<input type="checkbox"/> Environmental Science	31
<input type="checkbox"/> Nursing	29
<input type="checkbox"/> Agricultural and Biological Sciences	28

Limit to > Exclude > Limit to publications in the past 5 years

Previous step Next step

Define a new Research Area View quick guide

1. Create definition 2. Refine definition 3. Save definition

Save your Research Area as **Neolog***

7 of 300

Add tags (optional) ▼

This Research Area will be updated approximately every two weeks with new publications matching the definition.

[View Research Area Summary](#)

Previous step Save and finish Save and define another Research Area

Результаты: общие данные и список публикаций

SciVal Overview Benchmarking Collaboration Trends Reporting My SciVal Scopus »

Samara National Research University Analyze Research Area in detail

2012 to >2017 no subject area filter selected ASJC Data sources

Summary Published Viewed Cited Economic Impact Authors Institutions

Research performance Export

Samara National Research University has 0 publications in this ResearchArea

Scholarly Output Add to Reporting Export Shortcuts

Publications

Worldwide	643
Europe	378
Russian Federation	33
Samara National Research University	0

Citation Count Add to Reporting Export

Worldwide	866
Europe	567

Publications worldwide Export

Within: Neolog* | Year range: 2012 to 2018

643 publications

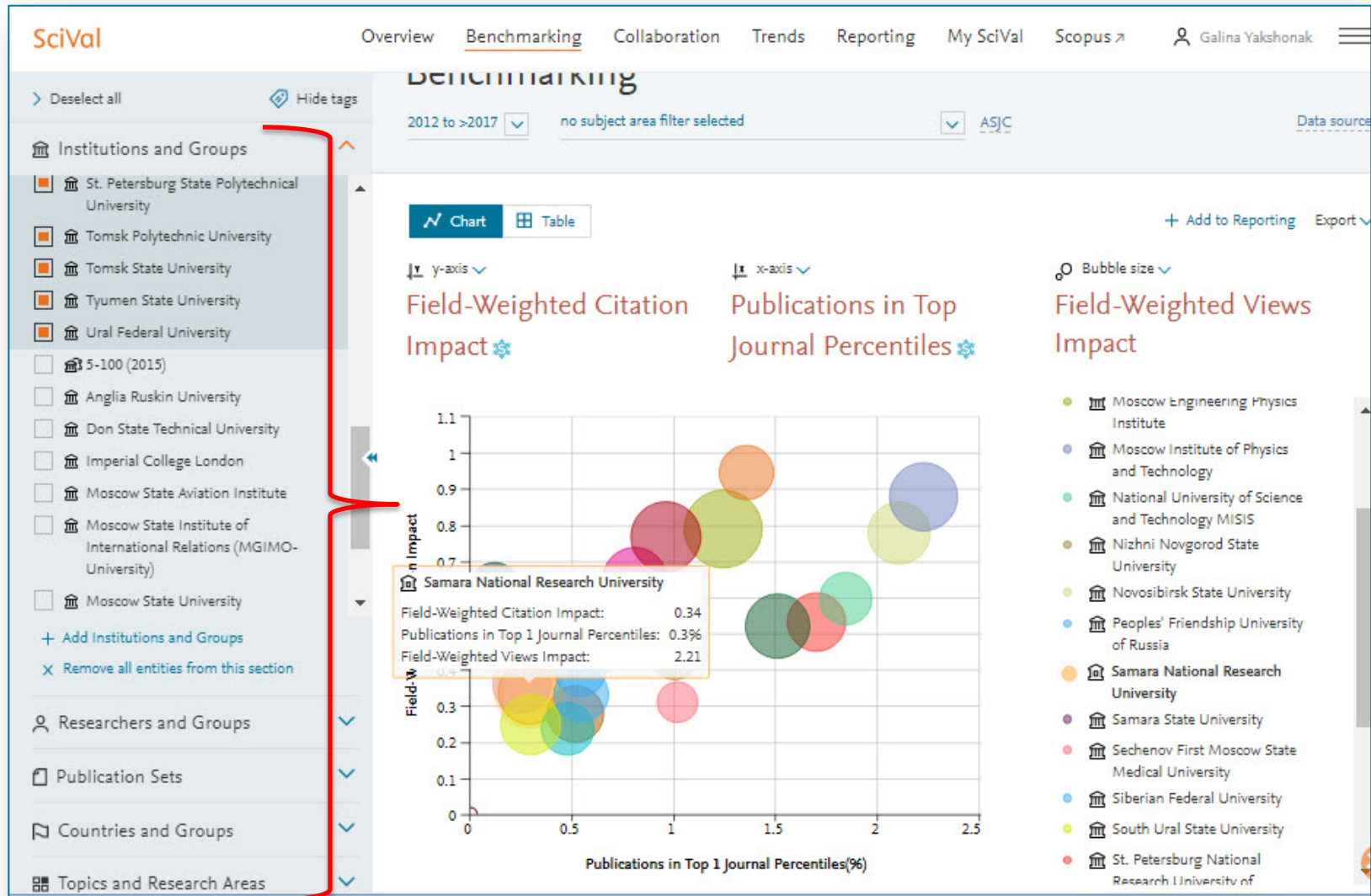
Authors	Title	Authors	Year	Scopus Source	Citations
<input type="checkbox"/> All authors					
<input type="checkbox"/> Nissan, E.					
<input type="checkbox"/> Aguiar, J.R.P.					
<input type="checkbox"/> Davletbaeva, D.N.					
<input type="checkbox"/> Jonak, Ł.					
<input type="checkbox"/> Marasek, K.					
<input type="checkbox"/> Show more					
<input type="checkbox"/> Author numbers					
<input type="checkbox"/> All authors					
<input type="checkbox"/> < 10					641
<input type="checkbox"/> < 50					643
<input type="checkbox"/> < 100					643
<input type="checkbox"/> Institutions					
<input type="checkbox"/> All institutions					
<input type="checkbox"/> Kazan Volga Region Federal University					11
<input type="checkbox"/> Goldsmiths, University of London					9

Title	Authors	Year	Scopus Source	Citations
Methuosis: Nonapoptotic cell death associated with vacuolization of macropinosome and endosome compartments	Maltese, W.A., Overmeyer, J.H.	2014	American Journal of Pathology	31
Language and its right-hemispheric distribution in healthy brains: An investigation by repetitive transcranial magnetic stimulation	Sollmann, N., Tanigawa, N., Ringel, F. and 3 more	2014	NeuroImage	28

(2014) NeuroImage, 102 (P2), pp. 776-788
© 2014 Elsevier Inc.

Object: Repetitive navigated transcranial magnetic stimulation (rTMS) is increasingly used for preoperative cortical language mapping. Unlike direct cortical stimulation (DCS), and due to its non-invasive character, rTMS provides a means of the distribution of human language in the

Сравнение



Цель: сделать результаты своего исследования более видимыми, цитируемыми, востребованными

При анализе данных обратите внимание на:

- **организации и авторов с высокими показателями** (Percentile in top cited articles/journals; Views; FWCI; FWVI: Social impact; Awarded grants) – как потенциальных будущих соавторов (возможно ваши организации уже сотрудничают по другим проектам?)
- вопросы, которые описывают эти авторы в своих исследованиях в рамках интересующей вас темы и насколько эти вопросы актуальны для вас
- журналы, в которых публикуются эти организации/авторы
- сотрудничество этих авторов и организаций по интересующей теме и его значение (Impact) – насколько «открыты» коллеги для сотрудничества или это больше локальные исследования?

- **журналы, в которых опубликованы статьи, по интересующей (созданной вами) тематике и их показатели** (Percentile in top cited articles; Views; FWCI: FWCV) – для подготовки следующей работы к публикации в одном из этих журналов
- география авторов этих журналов и есть ли среди них те, с кем уже был опыт совместной работы

Детализация, экспорт и т.п.

Детальный анализ на уровне статей

The screenshot displays the SciVal Benchmarking interface. The main navigation bar includes 'Overview', 'Benchmarking', 'Collaboration', 'Trends', 'Reporting', 'My SciVal', and 'Scopus'. The user is logged in as Galina Yakshonak. The interface is set to '2012 to >2017' with 'no subject area filter selected' and 'ASJC' selected. The 'Table' view is active, showing a table of 'Scholarly Output' by 'Publication Year'.

Entity	2012	2013	2014	2015	2016	2017	2018	Overall
Nizhni Novgorod State University	405	502	744	987	1,016	808	28	4,490
Novosibirsk State University	1,004	1,216	1,750	2,262	2,698	2,582	61	11,573
Peoples' Friendship University of Russia	228	264	277	332	746	953	23	2,823
Samara National Research University	206	203	449	606	793	814	10	3,081
Samara State University	0	0	0	0	0	0	0	0
Sechenov First Moscow State Medical University	186	294	321	393	739	868	9	2,810
Siberian Federal University	276	315	426	502	574	595	13	2,701
South Ural State University	110	138	235	437	611	552	12	2,095
St. Petersburg National Research University of Information Technologies, Mechanics and	351	503	1,174	1,674	2,007	1,772	62	7,543

The 'Overall' column values are highlighted in red in the original image. A 'View the' button is visible next to the overall total for the highlighted row.

Детальный анализ на уровне статей (2)

Publications at Samara National Research University

Year range: 2012 to 2018

3,081 publications

Export ^

▼ Authors

- All authors
- Khonina, S.N.
- Kotlyar, V.V.
- Doskolovich, L.L.
- Kazanskiy, N.L.
- Porfiev, A.P.
- Show more

▼ Author numbers

- All authors
- < 10
- < 50
- < 100

▼ Institutions

- All institutions
- Samara National Research University
- RAS
- RAS - Pn Lebedev Physics Institute
- Samara State Technical University
- Tomsk State University

Title	Authors	Year	Journal	Pages
Applied topological analysis of crystal structures with the program package topospro	Blatov, V.A., Shevchenko, P., Proserpio, D.M.			
Nanocluster analysis of intermetallic structures with the program package TOPOS	Blatov, V.A.	2012	Structural Chemistry	297
Two metal-organic frameworks with unique high-connected binodal network topologies: Synthesis, structures, and catalytic properties	Cui, G.-H., He, C.-H., Jiao, C.-H. and 2 more	2012	CrystEngComm	164
High-nuclearity cobalt coordination clusters: Synthetic, topological and magnetic aspects	Kostakis, G.E., Perlepes, S.P., Blatov, V.A. and 2 more	2012	Coordination Chemistry Reviews	124

Export the list of publications to a spreadsheet file (CSV)

Export the list of publications to a spreadsheet file (XLS)

Print page / Save as PDF (e.g. Chrome)

Export publications

Select the fields you want to include in the export for your selected publications.

Select all | Deselect all | Reset to default selection

Publication basics	Publication details	Publication metrics	Scopus Source related
<input checked="" type="checkbox"/> Title	<input checked="" type="checkbox"/> Reference	<input checked="" type="checkbox"/> Views	<input type="checkbox"/> Volume
<input checked="" type="checkbox"/> Authors	<input checked="" type="checkbox"/> Abstract	<input checked="" type="checkbox"/> Field-weighted views impact	<input type="checkbox"/> Issue
<input checked="" type="checkbox"/> Year	<input checked="" type="checkbox"/> EID (Scopus ID)	<input checked="" type="checkbox"/> Citations	<input type="checkbox"/> Pages
<input checked="" type="checkbox"/> Scopus Source title	<input checked="" type="checkbox"/> PubMed ID	<input checked="" type="checkbox"/> Number of Authors	<input type="checkbox"/> ISSN
<input checked="" type="checkbox"/> DOI	<input checked="" type="checkbox"/> Scopus Author IDs	<input checked="" type="checkbox"/> Field-weighted citation impact	<input type="checkbox"/> Source-type
<input checked="" type="checkbox"/> Publication-type	<input checked="" type="checkbox"/> Scopus affiliation IDs	<input checked="" type="checkbox"/> Outputs in Top Citation Percentiles, per percentile	<input type="checkbox"/> SNIP 2016
<input checked="" type="checkbox"/> Institutions	<input checked="" type="checkbox"/> Scopus affiliation names	<input checked="" type="checkbox"/> Field-Weighted Outputs in Top Citation Percentiles, per percentile	<input type="checkbox"/> CiteScore 2016
	<input type="checkbox"/> Country		<input type="checkbox"/> SJR 2016
	<input type="checkbox"/> All Science Journal Classification (ASJC)		

Export publications > | Cancel >

13 Truncated Some Authors cells are truncated and therefore show the first 500 Authors. Some Institutions cells are truncated and therefore show the first 100 Institutions.

Title	Authors	Number of Scopus Au	Year	Scopus So Volume	Issue	Pages	ISSN	Source-tyr	SNIP 2016	CiteScore	SJR 2016	Field-Wei	Views	Citations	Field-Wei	Outputs in	Field-Wei
GEANT4 - J Agostinelli	127	10041722	2003	Nuclear In	506	3 250-303	1689002	Journal	1.352	1.44	0.916	0	944	133.8	1	1	1
Review of Beringer, J	195	14067325	2012	Physical R	86	1 -	1.6E+07	Journal	1.144	-	-	0	429	5277	460.3	1	1
Review of Olive, K.A.	209	14067325	2014	Chinese Pl	38	9 -	1.7E+07	Journal	0.381	3.35	0.314	15.25	194	4619	231.8	1	1
Review of Amsler, C.	173	10045236	2008	Physics Le	667	01-May 01-Jun	3702693	Journal	2.265	4.33	3.309	62.52	1562	4405	65.86	1	1
Review of Nakamura	179	14067325	2010	Journal of	37	7:00 AM -	9543899	Journal	0.983	1.97	1.178	0	208	4333	65.41	1	1
Observati Aad, G., Ak	2932	10039166	2012	Physics Le	716	1 Jan-29	3702693	Journal	2.265	4.33	3.309	181.24	2693	3807	212.97	1	1
Geant4 de Allison, J.	73	10046049	2006	IEEE Trans	53	1 270-278	189499	Journal	1.048	1.43	0.567	13.89	304	2578	90.58	1	1
Experimer Adams, J.	369	12751926	2005	Nuclear Pl	757	1-2 SPEC. 102-183	3759474	Journal	1.04	1.57	1.116	9.89	299	1997	30.54	1	1
The ATLAS Aad, G., Ak	2926	10039166	2008	Journal of	3	8 -	1.7E+07	Journal	1.064	1.22	0.908	120.33	1582	1636	105.38	1	1
Publications (18)	51	10045501	2000	Nature	458	7338-507-500	380836	Journal	8.030	12.23	18.124	1.28	142	1480	100.12	1	1

Использование данных для отчетности, экспорт

The screenshot displays the SciVal Reporting interface. The top navigation bar includes 'Overview', 'Benchmarking', 'Collaboration', 'Trends', 'Reporting', 'My SciVal', and 'Scopus'. A red arrow points to the 'Reporting' tab. Below the navigation, there are filters for '2012 to >2017' and 'no subject area filter selected'. The main area features a 'Chart' view of a bubble chart with 'Field-Weighted Views Impact' on the y-axis and 'Field-Weighted Citation Impact' on the x-axis. A context menu is open over the chart, showing options: 'Export the data to a spreadsheet file (CSV)', 'Export the data to a spreadsheet file (XLS)', and 'Export the chart as an image file'. The chart data includes a large orange bubble for 'Moscow Engineering Physics Institute' and a smaller orange bubble for 'dark matter; cosmic rays; positron fraction T.421'. A legend on the right lists 'Topics and Research Areas' and 'Scholarly Output' with values: 9.20K, 5.18K, and 1.02K. The left sidebar shows a list of topics and research areas, with 'Dark Matter_Econ' selected.

Модуль Report

i You can have up to 12 analyses in a report
Go to Benchmarking to add more.

Got it, thanks >

Create report

Save Reset

Insulin research analysis

Анализ данных показал, что ...|

Benchmarking the Field-Weighted Citation Impact, and Field-Weighted Views Impact, and Output in Top 1 citation percentile

Category	Field-Weighted Citation Impact (X)	Field-Weighted Views Impact (Y)
Insulin	1.3	1.1
Insulin Diabetes	2.5	1.3
Other	0.4	0.8
Other	2.1	1.3
Other	3.0	1.2

Возможность добавления текста в отчет и его сохранения как шаблон для будущих отчетов

SciVal – аналитический инструмент для исследователя

Немедленный доступ к просмотру и анализу мировых исследований с целью:

- Изучения результатов и выявления преимуществ внутри своей организации и других организаций, авторов, тем
- Сравнительного анализа по разным наборам данных (от стран, организаций до исследовательских тем и групп)
- Определения партнеров для сотрудничества (от локального до международного)
- Отслеживания динамики и мониторинга изменений на рынке



SciVal это удобный инструмент для руководителей для мониторинга результатов на уровне своего подразделения, отдельных ученых



Возможность добавлять ученых:
отдельно и группой

Импорт новой группы исследователей

Import Researchers
✕

1. Upload file or paste IDs

2. Refine authors

3. Find and save

Import Researchers

Here you can import a list of Scopus authors into SciVal. Please upload a text file containing Scopus author metadata.

Drop file here or click to upload
(CSV, XLS, JSON, or text file)

Paste IDs

Alternatively, you can paste a list of Scopus author IDs in this field (one ID per row, max. 1,000).

Загрузка файла

? Need an example?

Need an example?

Download file

XLS
CSV
JSON

and replace the example content with your own content.

Or structure your file like this:

The more information, the higher the accuracy of the results.

Author	Name variants	Affiliation	College (Level 1)	School (Level 2)	Discipline (Level 3)	EDs	DOI	PMIDs	Title	ISSN/Volume/Issue/Page	Scopus Author ID
Corleige, Lisa	Colledge, L.	Oxford University							Project Showall - Sharing data for cross-institutional benchmarking	18873501/751/259-300	
Kamalicki, Judith	Kamalicki, J	Utrecht University				2-12 0-80951746368 2-12 0-84886143113					
Heeman, Frans C.											6505827281
Donohoe, Gary J.		Dublin University	College of Arts	School of Psychology	Psychology				What have the genomics ever done for the psychoses?		

If you fill Levels columns, it will pre-populate your hierarchy structure like above. All hierarchy structure can be created or edited on step 3.

- 👤 Colledge, Lisa
- 👤 Kamalicki, Judith
- 👤 Heeman, Frans C.
- 📁 College of Arts (Level 1)
 - 📁 School of Psychology (Level 2)
 - 👤 Psychology (Level 3)
 - 👤 Donohoe, Gary J.

или Импорт по Scopus AU-ID

Next step >

Создание структуры группы/организации

Import Researchers

1. Upload file or paste IDs | 2. Refine authors | 3. Organize and save

Entities to be imported

Type to filter

- Antipov, Yu A.
- Belyaev, Victor V.
- Biryukova, Yulia
- Elfimov, Valery Ivanovich
- Gavrilenko, Nataliya N.
- Gorbunov, Artem A.
- Kuznetsov, Nikolay B.
- Molchanova, Irma Igorevna
- Shatalov, I. K.
- Sobennikov, E. V.
- Telezhko, I. V.
- Lab 1
- Institute

Group structures

Type to filter

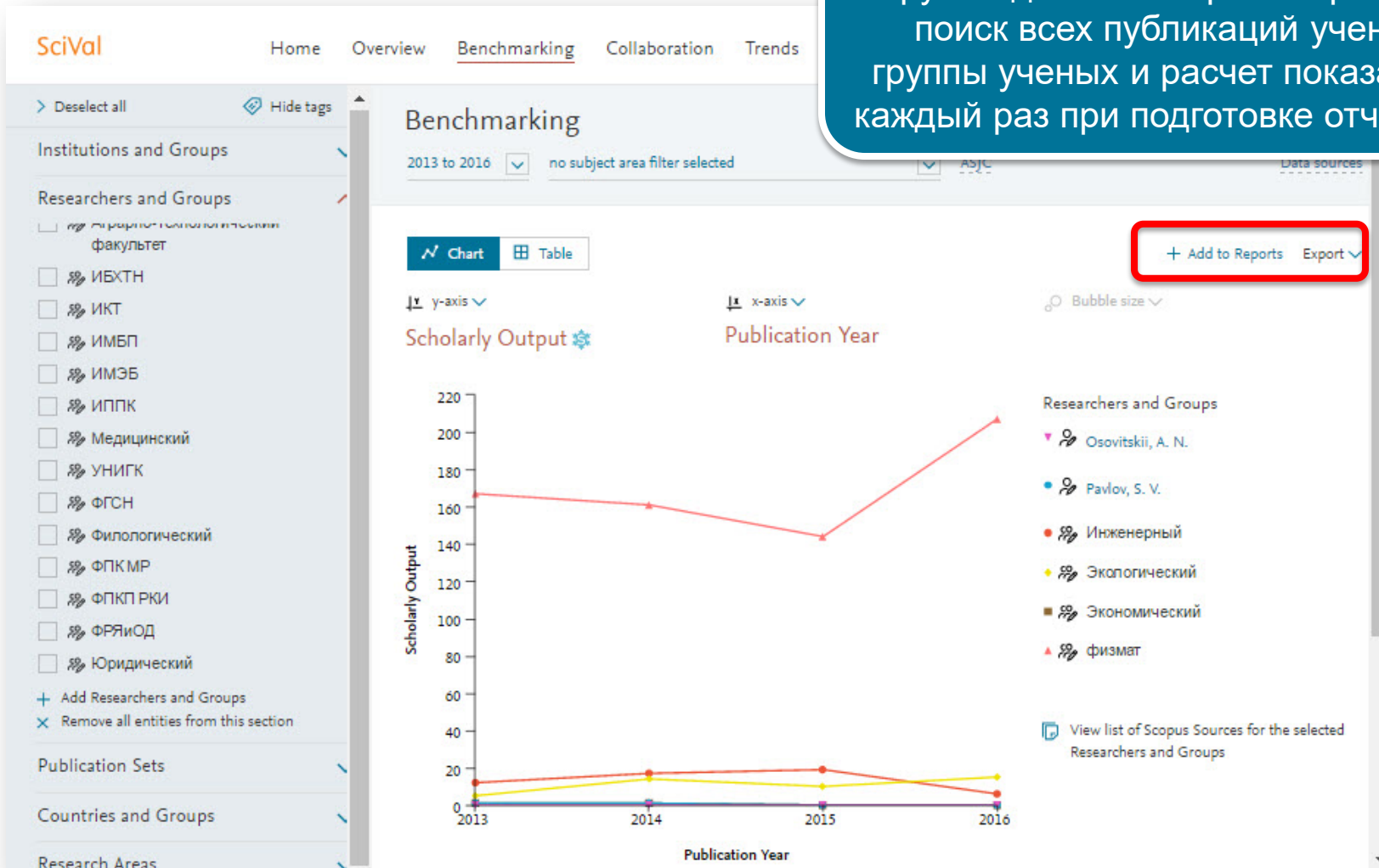
- + Add new group
- ▼ Institute
 - + Add group
 - ▼ Lab 3
 - Molchanova, Irma Igorevna
 - + Add group
 - ▼ Lab 2
 - + Add group
 - Belyaev, Victor V.
 - ▼ Lab 1
 - + Add group
 - Antipov, Yu A.

< Previous step | Save and finish >

При необходимости можно создать иерархическую систему

Пример: сравнение по наукометрическим показателям структурных подразделений, отдельных ученых

Таким образом ученый или руководитель не тратит время на поиск всех публикаций ученого, группы ученых и расчет показателей каждый раз при подготовке отчетности



Elsevier Research Intelligence

Спасибо!
elsevierscience.ru

www.elsevier.com/research-intelligence

The screenshot shows the Elsevier Research Intelligence website. At the top left is the Elsevier logo. To its right is a search bar with the text "Поиск..." and a "Найти" button. Further right are social media icons for Facebook, LinkedIn, Twitter, and YouTube, followed by the text "Присоединяйтесь к нам:" and "Українська". Below this is a navigation menu with tabs for "О нас", "Продукты", "Информация", "R&D", "События", and "Контакты". The main content area features a circular bubble chart titled "Topic Prominence in Science стали доступны в SciVal". To the right of the chart is a "Подробнее" button. Below the chart is a section titled "О Elsevier" with a paragraph of text describing the company's global reach and its various products like ScienceDirect, Scopus, and SciVal. To the right of this section is a "Новости и События" sidebar with a list of news items dated from 2017, including updates on SciVal and international conferences. At the bottom of the page, there is a "Продукты" section with logos for ScienceDirect, Scopus, and Elsevier Research Intelligence. On the far right, there is a "Для руководителей" section with a megaphone icon and text about tools for improving management efficiency.